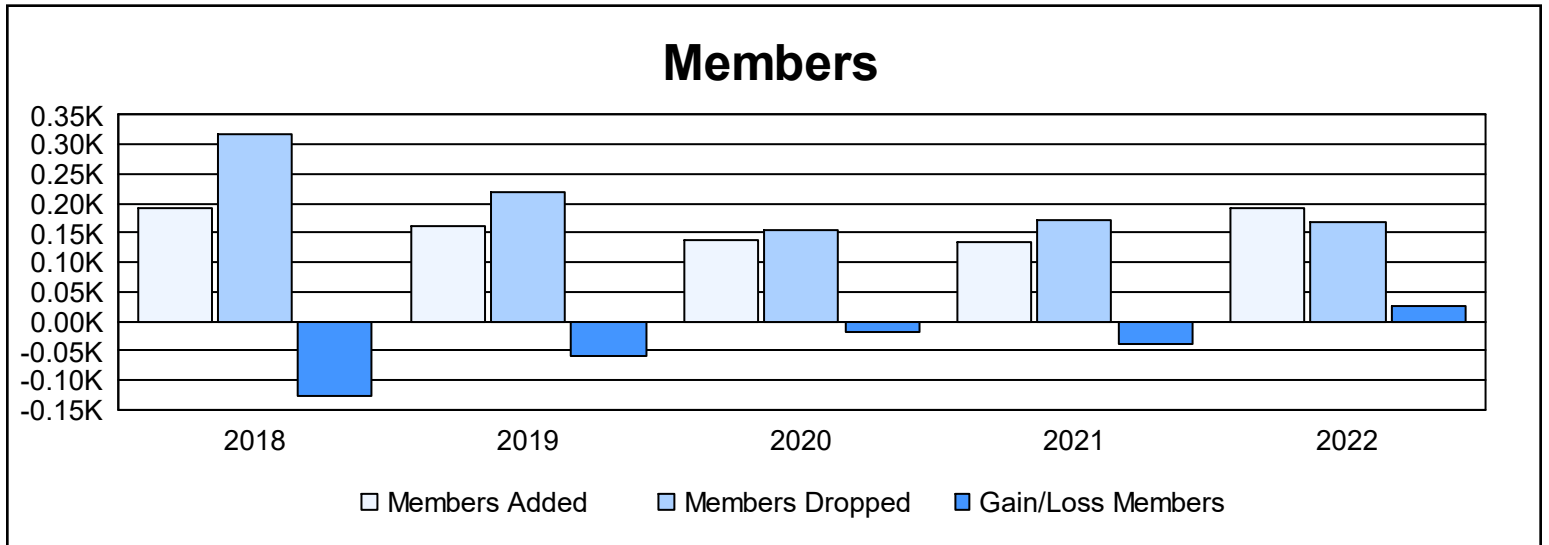
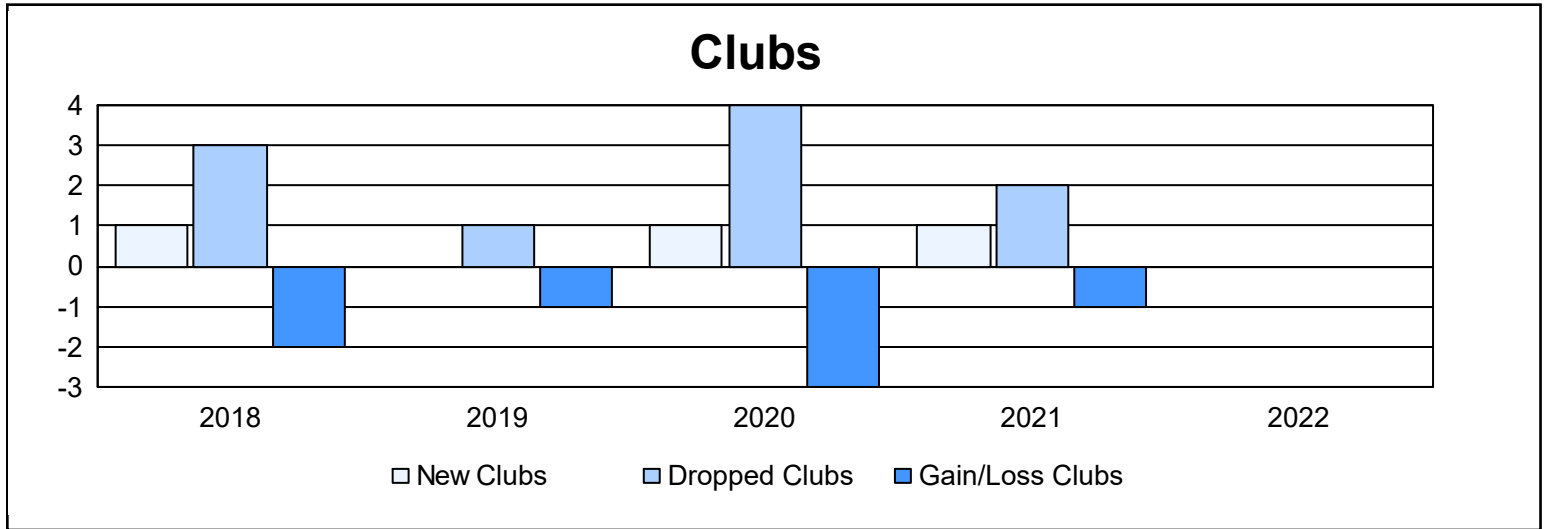
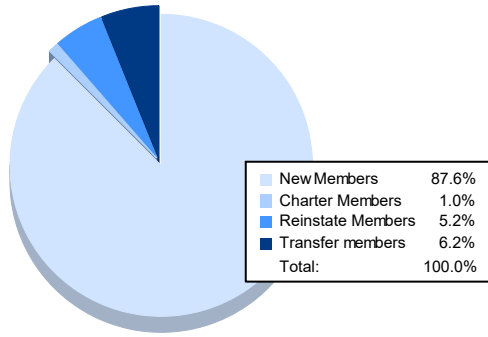


| Year | New Clubs | Dropped Clubs | Gain/ Loss Clubs | New Members | Charter Members | Reinstate Members | Transfer Members | Total Member Added | Total Members Dropped | Gain/ Loss Members |
|----------------|-----------|---------------|------------------|-------------|-----------------|-------------------|------------------|--------------------|-----------------------|--------------------|
| 2017-2018 | 1 | 3 | -2 | 138 | 25 | 9 | 20 | 192 | 319 | -127 |
| 2018-2019 | 0 | 1 | -1 | 110 | 17 | 23 | 10 | 160 | 220 | -60 |
| 2019-2020 | 1 | 4 | -3 | 91 | 27 | 7 | 13 | 138 | 155 | -17 |
| 2020-2021 | 1 | 2 | -1 | 92 | 30 | 6 | 6 | 134 | 171 | -37 |
| 2021-2022 | 0 | 0 | 0 | 169 | 2 | 10 | 12 | 193 | 167 | 26 |
| Average | 1 | 2 | -1 | 120 | 20 | 11 | 12 | 163 | 206 | -43 |



Membership Composition June 2022 Cumulative



Gender Composition June 2022 Cumulative

